



Homework Folder



Name:

Name: _____

TRACING Paths

 Directions: Help the campers make it back to camp by tracing the lines.

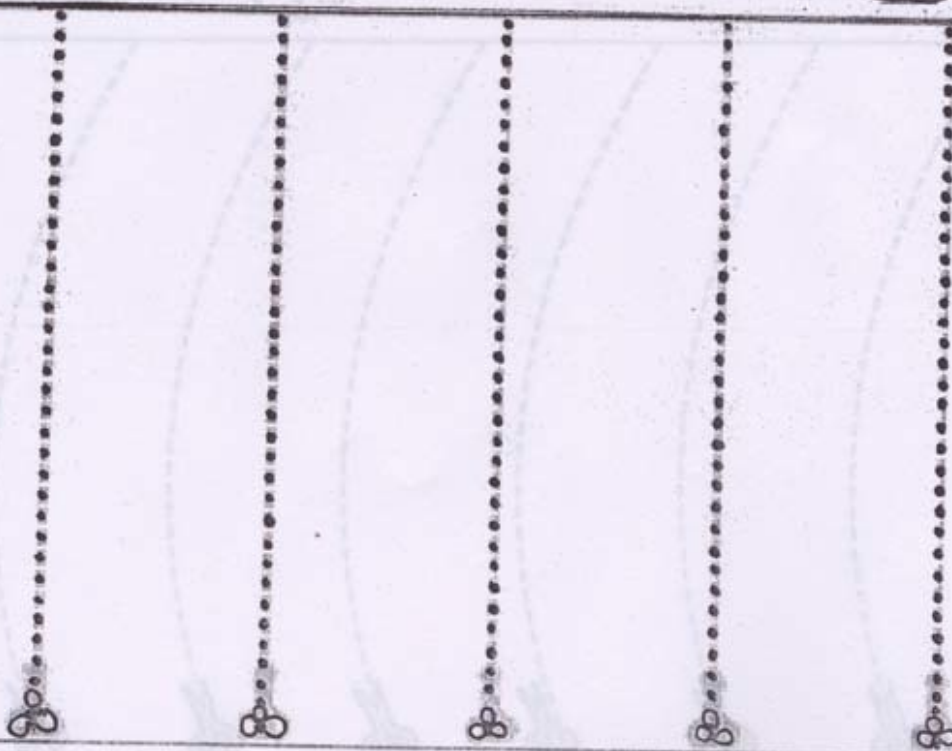


© 2013 Kindergarten Rocks

THE BLOSSOMS
SCHOOL
MUZZAMIL MANZIL, CIVIL LINES
ALICHAH
(AFFILIATED TO CBSE)
CLASS: SR. NURSERY

Name:

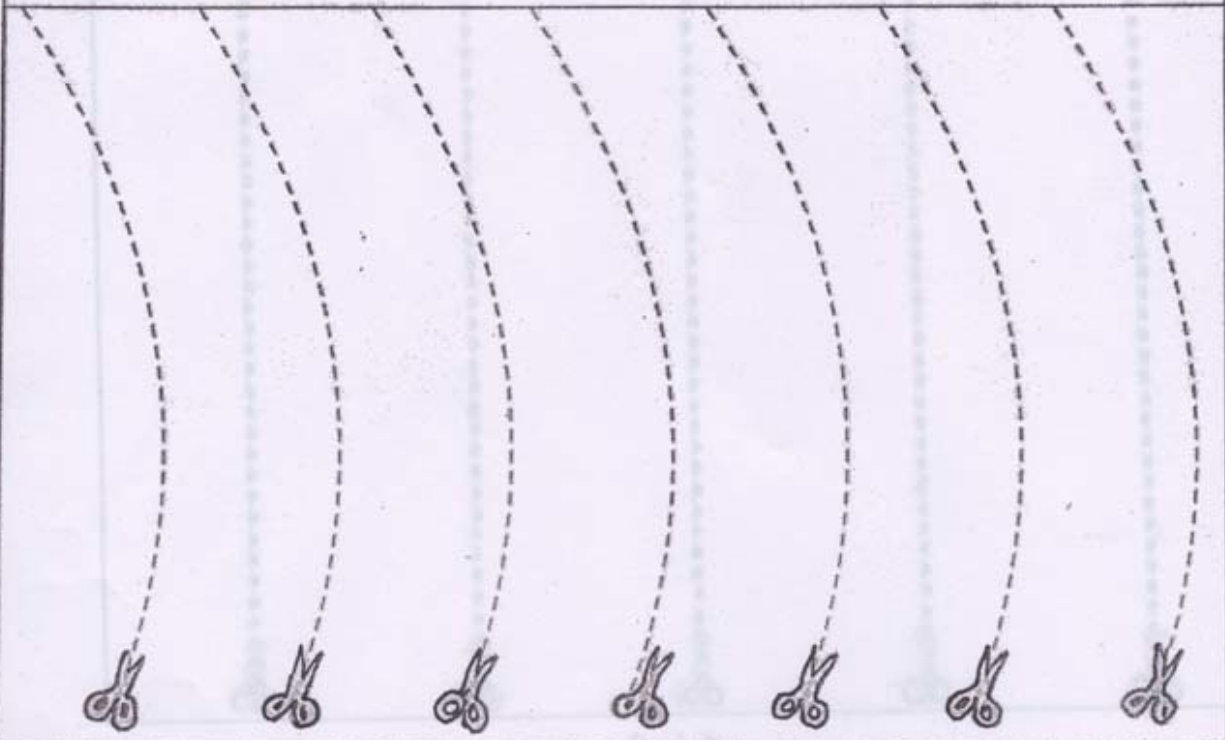

Colour the pictures and trace the lines.



THE BLOSSOMS
SCHOOL
MUZZAMMIL BANZIL CIVIL LINES
ALIGARI
(AFFILIATED TO CBSE)
CLASS: SR. NURSERY

Name: _____


Color the picture.



THE BLOSSOMS
SCHOOL
MUZZAMMIL MANZIL CIVIL LINES
ALIGARH
(AFFILIATED TO CBSE)
CLASS: SR. NURSERY

Name: _____

Trace the pattern



Writing the Number.



1

COLOUR IT.




2

TRACE IT.



3


TRACE AND WRITE.




Stamp or colour the number





Practice tracing the number: Start at dot



Practice printing the number: Start at dot





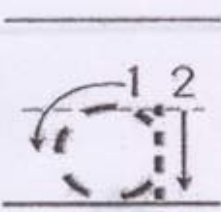

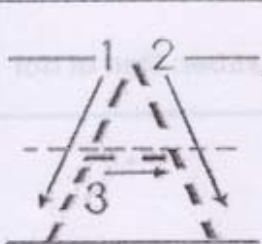
Circle groups with two items in the group




Name : _____



Trace the letters and color the pictures.



Color the pictures that begin with the letter a.

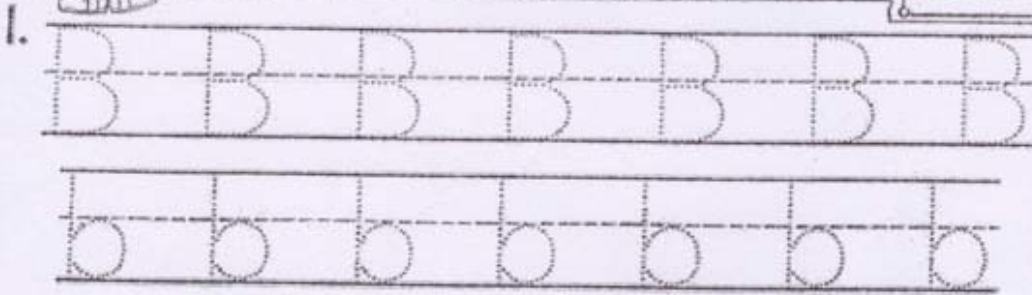




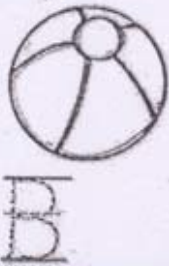
Name: _____



Trace the letters!



2. Trace the letter.



3.

Colour



4.

Cut, sort and paste the pictures start with B.

