

**THE BLOSSOMS
SCHOOL**
MUZZAMMIL MANZIL CIVIL LINES
ALIGARH
(AFFILIATED TO CBSE)

HAPPY HOLIDAYS





NAME: _____

CLASS: _____ SEC: _____

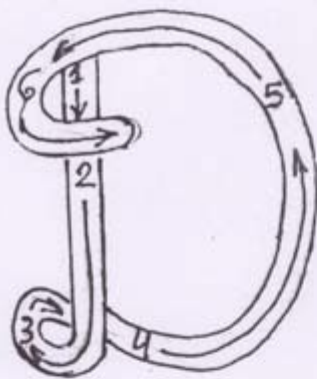

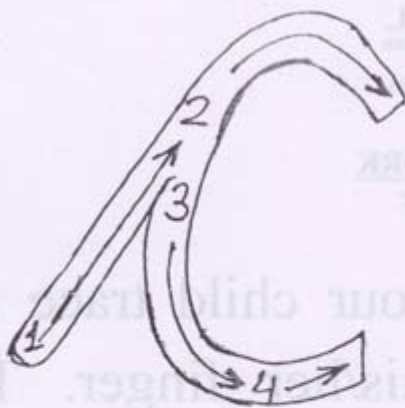
THE BLOSSOMS
SCHOOL
MUZZAMMIL MANZIL CIVIL LINES
ALIGARH
(AFFILIATED TO CBSE)
CLASS - PREP
HOLIDAY HOMEWORK
LET'S PRACTICE

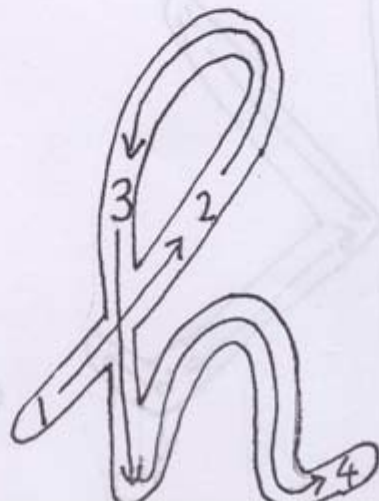
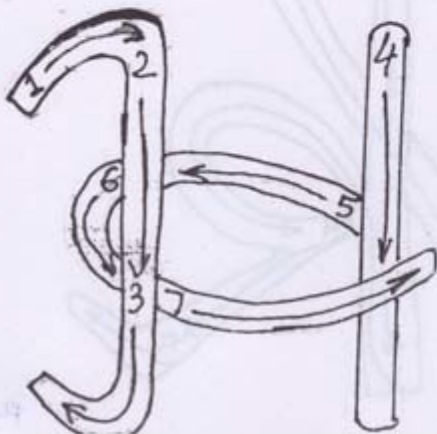

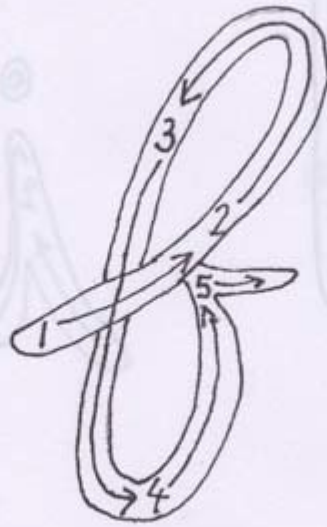
Dear Parents, please make your child trace the letters several times with his/her finger. The movement of the childs' finger should be as per the direction of the arrow and numbers. The child should do the cursive writing sheet only after finishing this practice sheet.


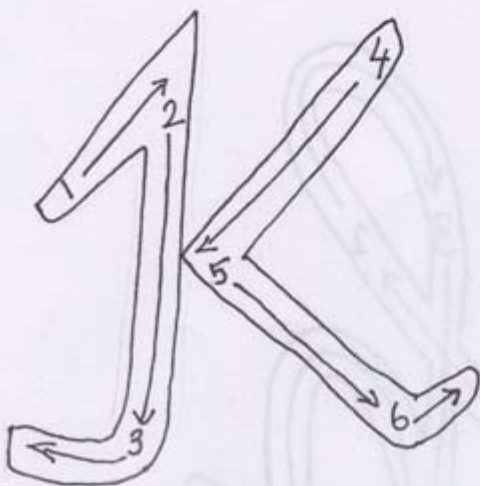






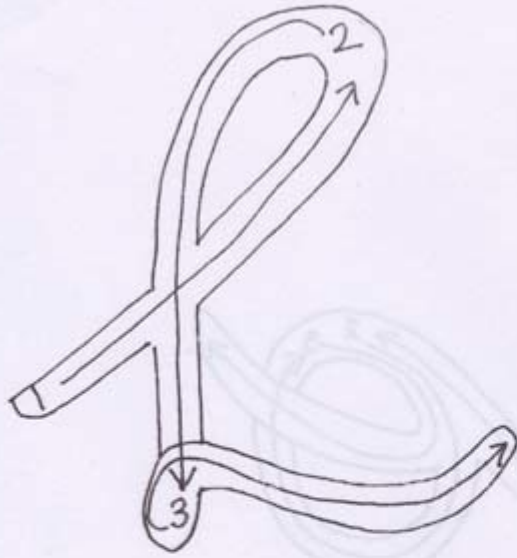
THE BLOSSOMS
SCHOOL
CLASS-PREP
DAILY HOMEWORK
PRACTICE

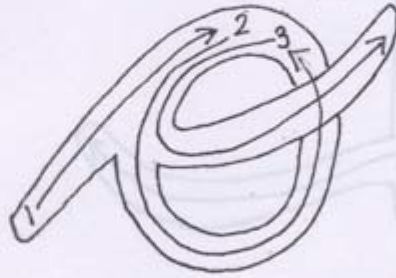
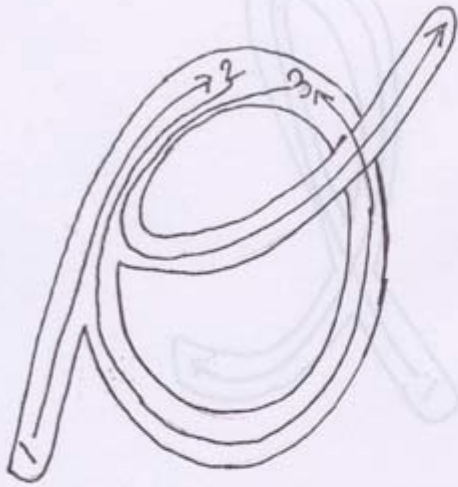
Dear Parents, please give your child the letters several times with his finger. The movement of the child's finger should be as per the direction of the arrow and numbers. The child should do the cursive writing sheet only after finishing this practice sheet.











Now ready to
do your
next work!

Trace the letters and colour the pictures neatly.



Astronaut

Aa Aa Aa



Boat

Bb Bb Bb



Car

Cc Cc Cc



Doll

Dd Dd Dd



Eskimo

Ee Ee Ee



Flower

Ff Ff Ff



Grapes

Gg Gg Gg

Hen



Hh Hh Hh

Igloo



Ii

Ii

Ii

Jelly fish

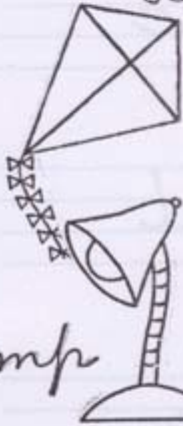


Jj

Jj

Jj

Kite



Kk

Kk

Kk

Lamp

Ll

Ll

Ll

Monkey



Mm

Mm

Mm

Nest



Nn

Nn

Nn



Owl

Oo

Oo

Oo

Write the cursive letters from *A to O* :-

Handwriting practice lines consisting of multiple sets of horizontal lines for writing cursive letters.