



# Homework Folder



Name:

Name: \_\_\_\_\_

# TRACING Paths

 Directions: Help the campers make it back to camp by tracing the lines.

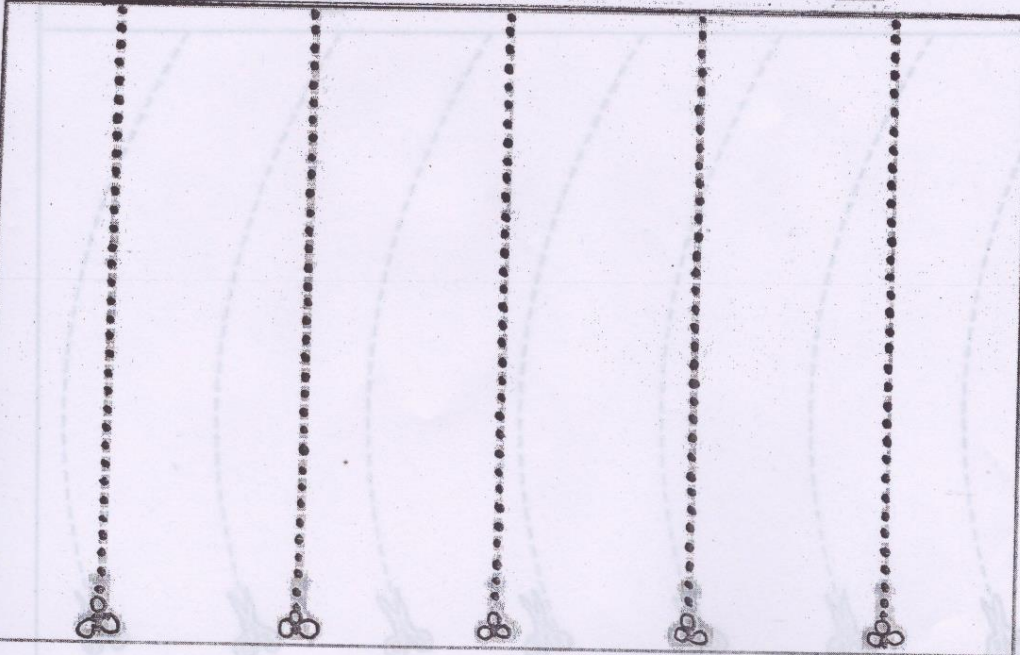





**THE BLOSSOMS  
SCHOOL**  
MUZZAMMIL MANZIL CIVIL LINES  
ALIGARH  
(AFFILIATED TO CBSE)  
CLASS: SR. NURSERY

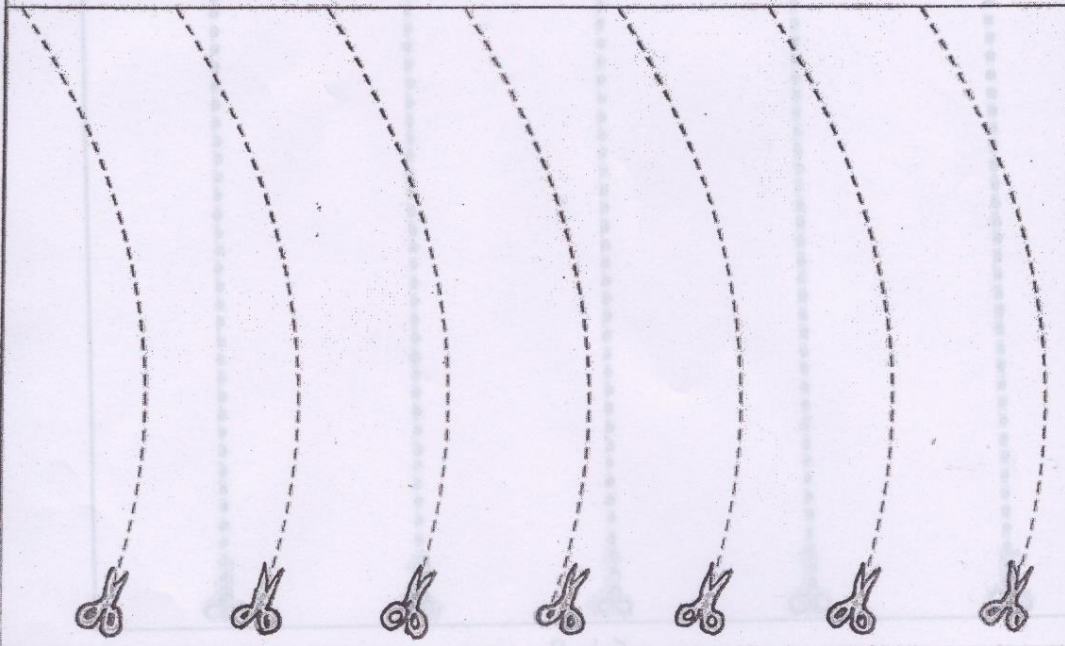

Name:

Colour the pictures and trace the lines.



Name: \_\_\_\_\_




Color the picture.





Name:

Trace the pattern





## Writing the Number.


1 COLOUR IT.



2 TRACE IT.



3 TRACE AND WRITE.






Stamp or colour the number




Practice tracing the number: Start at dot




Practice printing the number: Start at dot







Circle groups with two items in the group




Name : \_\_\_\_\_



Trace the letters and color the pictures.



Color the pictures that begin with the letter a.






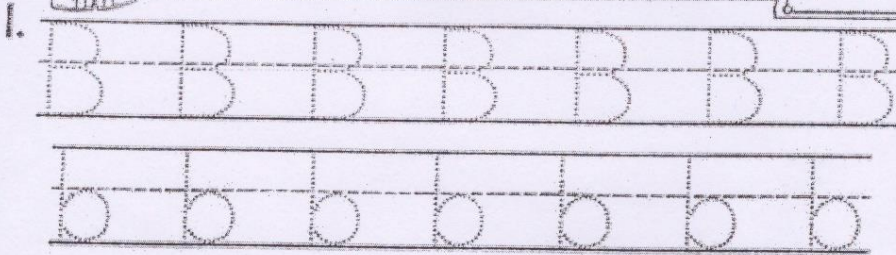
THE BLOSSOMS  
SCHOOL  
MUZZAMMIL MANZIL CIVIL LINES  
ALIGARH  
(AFFILIATED TO CBSE)  
CLASS: SR. NURSERY



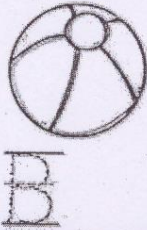
Name: \_\_\_\_\_



Trace the letters!



2. Trace the letter.




3.

Colbari



4.

Cut, sort and paste the pictures start with B.



**THE BLOSSOMS  
SCHOOL**  
MUZZAMMIL MANZIL CIVIL LINES  
ALIGARH  
(AFFILIATED TO CBSE)

# HAPPY HOLIDAYS



NAME: \_\_\_\_\_

CLASS: \_\_\_\_\_ SEC: \_\_\_\_\_



**THE BLOSSOMS  
SCHOOL**

MUZZAMMIL MANZIL CIVIL LINES  
ALIGARH

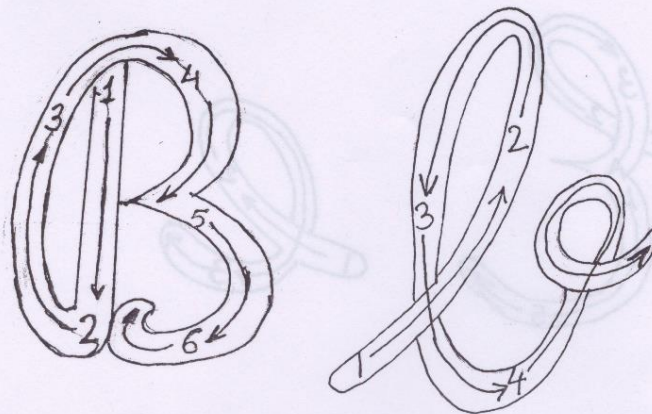

(AFFILIATED TO CBSE)

CLASS -PREP

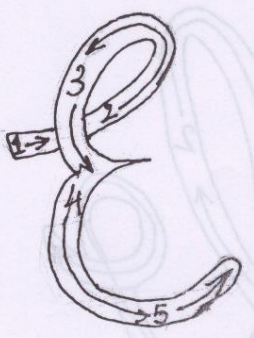

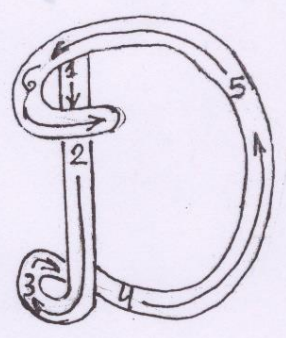
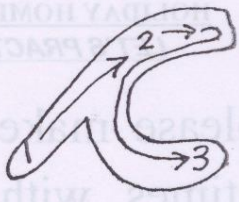
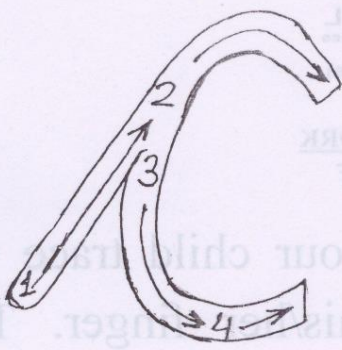
HOLIDAY HOMEWORK

LET'S PRACTICE

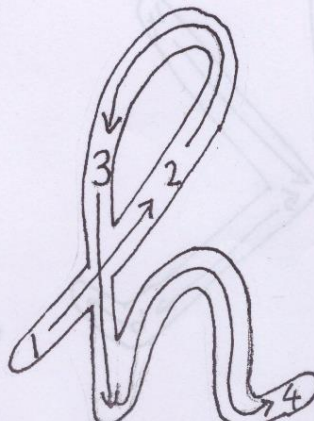
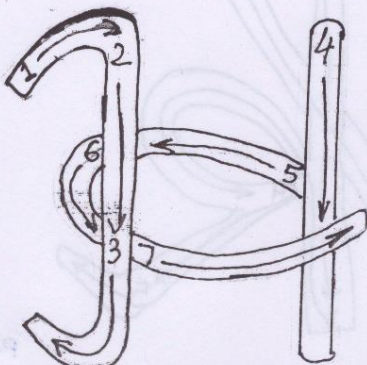
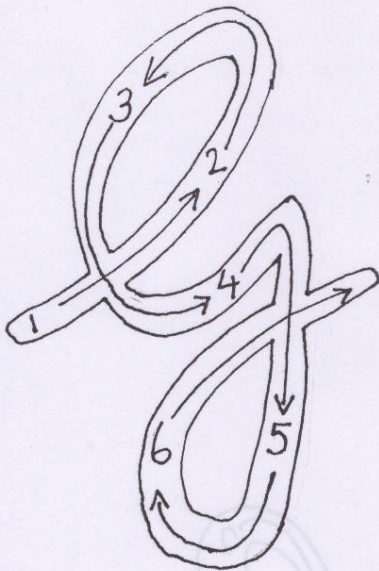

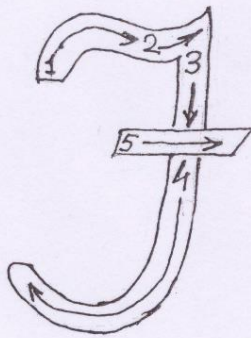
Dear Parents, please make your child trace the letters several times with his/her finger. The movement of the child's finger should be as per the direction of the arrow and numbers. The child should do the cursive writing sheet only after finishing this practice sheet.

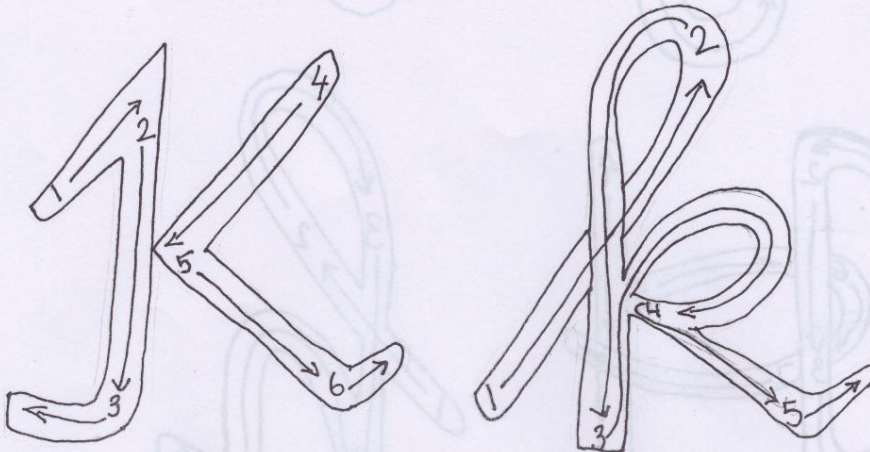
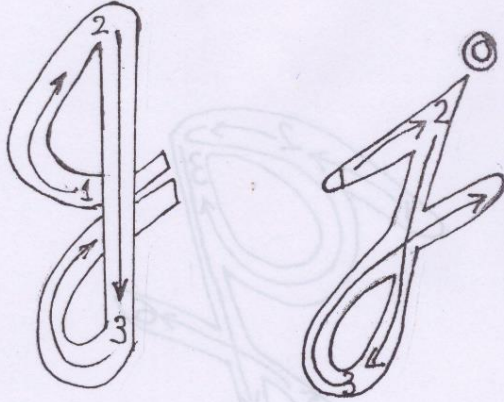
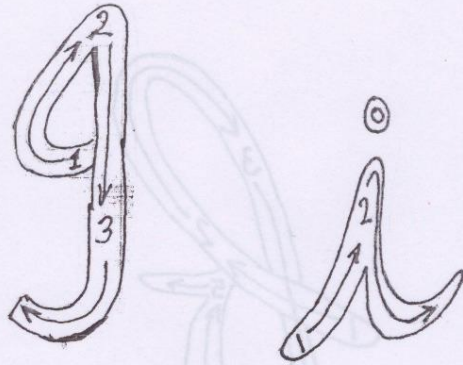


THE BLOSSOMS  
SCHOOL  
ILLUSTRATED TO CROSS  
CLASS-PREP  
WEEKLY HOMEWORK  
PRACTICE

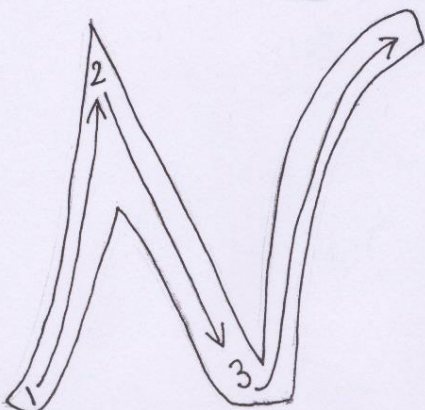

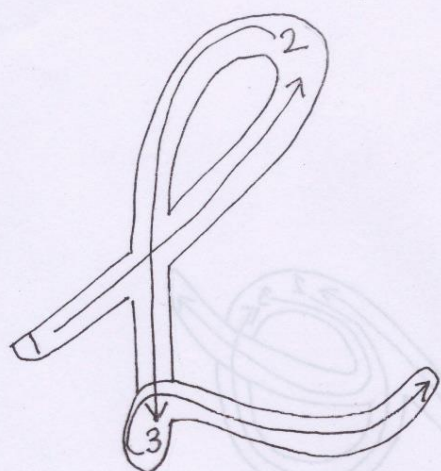


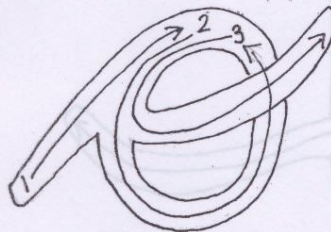
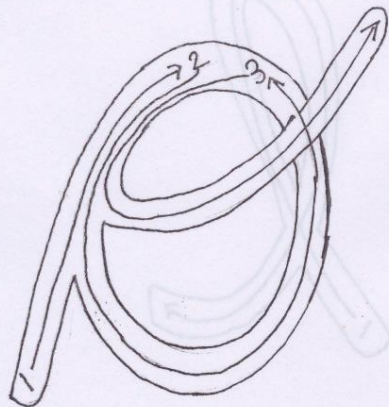












Now ready to  
do your  
next work!



Trace the letters and colour the pictures neatly.



Astronaut

Aa Aa Aa



Boat

Bb Bb Bb



Car

Cc Cc Cc



Doll

Dd Dd Dd



Eskimo

Ee Ee Ee



Flower

Ff Ff Ff



Grapes

Gg Gg Gg

Hen



Hh Hh Hh

Igloo



Ii

Ii

Ii

Jelly fish



Jj

Jj

Jj

Kite



Kk

Kk

Kk

Lamp



Ll

Ll

Ll

Monkey




Mm

Mm

Mm

Nest



Nn

Nn

Nn



Owl

Oo

Oo

Oo



Write the cursive letters from *Aato Oo* :-

\_\_\_\_\_

\_\_\_\_\_

\_\_\_\_\_

\_\_\_\_\_

\_\_\_\_\_

\_\_\_\_\_

\_\_\_\_\_

\_\_\_\_\_

**HOLIDAY HOMEWORK (2018-19)**  
**CLASS - I**

• **ENGLISH:**

- 1) Learn the difficult words (given in Notebook of the Poem – Paris).
- 2) Paste 10 words on A4 size paper that begin or end with ch and sh sound and stick their pictures. (Use old newspapers and magazines)

- **MATH:** Worksheets attached.

- **E.V.S.:** Learn the spellings of different body parts.

- **HINDI:** वर्णमाला (अ से झ) के प्रत्येक अक्षर के तीन-तीन चित्रों को स्ट्रैप बुक में चिपका कर उनके नाम लिखिए।

**HOLIDAY HOMEWORK (2018-19)**  
**CLASS - I**

• **ENGLISH:**

- 1) Learn the difficult words (given in Notebook of the Poem – Paris).
- 2) Paste 10 words on A4 size paper that begin or end with ch and sh sound and stick their pictures. (Use old newspapers and magazines)

- **MATH:** Worksheets attached.

- **E.V.S.:** Learn the spellings of different body parts.

- **HINDI:** वर्णमाला (अ से झ) के प्रत्येक अक्षर के तीन-तीन चित्रों को स्ट्रैप बुक में चिपका कर उनके नाम लिखिए।



**THE BLOSSOMS  
SCHOOL**

MUZZAMMIL MANZIL CIVIL LINES  
ALIGARH  
(AFFILIATED TO CBSE)

**MATHEMATICS WORKSHEET (2018-19)**

**CLASS-I**


NAME:

DATE:


1. Count and write the numbers.




3



2. Count. Which set has more?




A




B

Set  has more.

NAME: \_\_\_\_\_



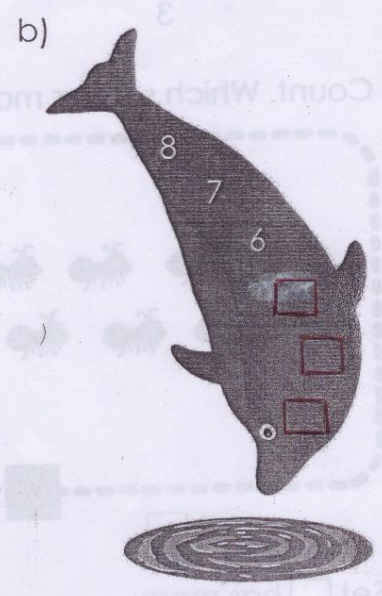
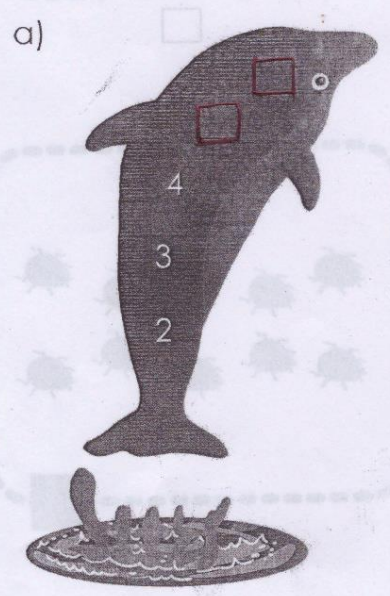
A



B

Set B has more.  
Set  has less.

Fill in the missing numbers.





**THE BLOSSOMS  
SCHOOL**  
MUZZAMMIL MANZIL CIVIL LINES  
ALIGARH  
(AFFILIATED TO CBSE)  
**MATHEMATICS WORKSHEET (2018-19)**  
**CLASS- I**

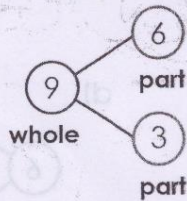
NAME: \_\_\_\_\_

DATE: \_\_\_\_\_

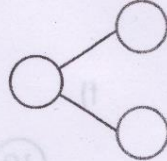
Count. Then, fill in the missing numbers.



There are 9 bunnies.  
6 are brown.  
3 are white.

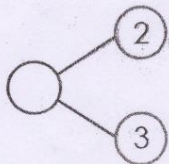


There are  bunnies.  
 are sleeping.  
 are not sleeping.

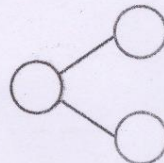


Fill in the missing numbers.

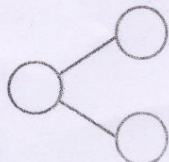
a) 2 and 3 make .



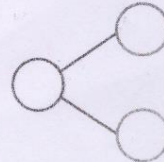
b) 3 and 4 make .



c) 4 and 4 make .



d) 5 and 0 make .

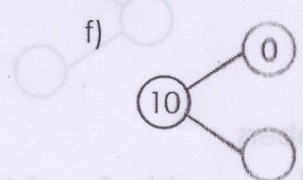
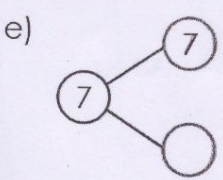
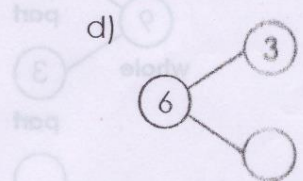
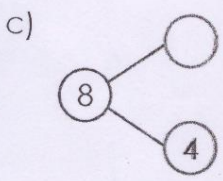
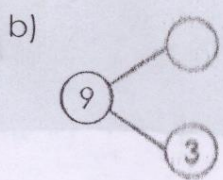
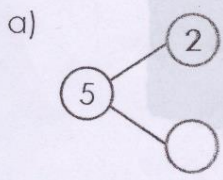


NAME: \_\_\_\_\_

Fill in the missing numbers.



Complete the number bonds.





**THE BLOSSOMS**  
**SCHOOL**  
MUZZAMMIL MANZIL CIVIL LINES  
ALIGARH  
(AFFILIATED TO CBSE)

CLASS-I

MATHS WORKSHEET (2018-19)

NAME: \_\_\_\_\_

DATE: \_\_\_\_\_

Write number names 1 to 10.

1

2

3

4

5

THE BLOSSOMS  
SCHOOL  
MILLARD WARD RIVER LAKE  
ALABAMA

6

7

8

9

10



**HOLIDAY HOMEWORK (2018-19)**

**CLASS - II**


- **ENGLISH:** Read any story book. Pick 10 words from it and frame sentences from them. Also make a table of these words and divide them as Person/Place/Animal or Thing.
  - Draw or paste pictures of any 4 sea animals and write 3-4 sentences about them on A4 sheet.
- **MATH:** Do page 20- 28 in practice book.
- **E.V.S.:** Make a family tree on A4 size sheet and paste the photos of your family.
- **HINDI:** सुलेखमाला 1-30 पृष्ठ तक सुलेख करना।  
चित्रों को देखकर कहानी पूरी कीजिए।

**THE BLOSSOMS  
SCHOOL**  
MUZZAMMIL MANZIL CIVIL LINES  
ALIGARH  
(AFFILIATED TO CBSE)

**HOLIDAY HOMEWORK (2018-19)**

**CLASS - II**

नीचे दिए गए चित्र को देखकर दस वाक्य लिखिए और चित्र में रंग भरिए।



---

---

---



**THE BLOSSOMS**  
**SCHOOL**  
MUZZAMMIL MANZIL CIVIL LINES  
ALIGARH  
(AFFILIATED TO CBSE)

**HOLIDAY HOMEWORK (2018-19)**

**CLASS - III**

- **ENGLISH:** Make a scrapbook out of waste with the name "My Noun Scrapbook". Paste pictures of the following types of Plural Nouns.
  - i) Mix of nouns that are same in singular and plural nouns.
  - ii) Nouns that are always plural.
  - iii) Plurals ending with -s, -es, -ves, -ies along with their singulars.

**NOTE:** On an A4 size sheet in a tabular form.
- **MATH:** Chapter 1: Numbers to 10,000 in Practice book.
- **E.V.S.:** Write few advantages OF 'Healthy food' and disadvantages of 'Junk food' Paste picture also submit your work in a file.
- **HINDI:** सुलेखमाला Page No. 2-30.  
किन्हीं पाँच पेड़ों की पत्तियों के स्क्रेप बुक में लगाना व उनकी कम से कम दो-दो विशेषताओं को लिखना है।
- **GENERAL KNOWLEDGE.:** Paste and write about different signs and symbols other than the book on A4 size Sheet.

• **URDU:**

خونچوظ (A) سکل لرنایے

• **ARABIC:**

(۱) سبق نمبر دو اور تین کے الفاظ معانی  
(۲) حروف شمسیہ اور قمریہ یاد کر کے آنا ہیں